


VICTOR "SNAP ON" STEEL CLAMPS

FOR HEAVY WALL CONDUIT (RIGID)

CONDUIT SIZE (RIGID)	VICTOR PART NUMBER	PRICE LIST PAGE	MOUNTING HOLE SIZE	MATERIAL THICKNESS	MATERIAL WIDTH	PIECES PER BOX	PIECES PER CARTON	LBS PER CARTON
----------------------	--------------------	-----------------	--------------------	--------------------	----------------	----------------	-------------------	----------------

STANDARD SERIES

1/8	10010-S	1	9/32	.062	9/16	100	1000	15
1/4	10011-S	1	9/32	.062	9/16	100	1000	19
3/8	10012-S	1	9/32	.062	5/8	100	1000	25
1/2	10013-S	1	9/32	.062	5/8	100	1000	30
3/4	10014-S	1	9/32	.062	3/4	100	500	22
1	10015-S	1	9/32	.093	3/4	50	500	41
1 1/4	10016-S	1	9/32	.093	3/4	50	250	25



HEAVY SERIES

3/8	10712-S	2	9/32	.093	3/4	100	1000	43
1/2	10713-S	2	9/32	.093	3/4	100	500	24
3/4	10714-S	2	9/32	.093	3/4	100	500	31
1	10715-S	2	13/32	.125	1	50	250	31
1 1/4	10716-S	2	13/32	.125	1	25	125	21
1 1/2	10717-S	2	13/32	.125	1	25	125	23
2	10718-S	2	21/32	.125	1 1/2	-	50	18

EXTRA HEAVY SERIES

1/2	17113-S	4	11/32	.125	1	50	500	46
3/4	17114-S	4	11/32	.125	1	50	250	29
1	17115-S	4	13/32	.188	1	-	100	20
1 1/4	17116-S	4	13/32	.188	1	-	50	14
1 1/2	17117-S	4	13/32	.250	1	-	50	20
2	17118-S	4	21/32	.250	1 1/2	-	25	19
2 1/2	17119-S	4	21/32	.250	1 1/2	-	25	25
3	17120-S	4	21/32	.250	1 1/2	-	25	30
3 1/2	17121-S	4	21/32	.250	1 1/2	-	20	25
4	17122-S	4	21/32	.250	1 1/2	-	20	28
5	17124-S	4	21/32	.375	1 1/2	-	10	24
6	17125-S	4	21/32	.375	1 1/2	-	5	15



SMALL HOLE CLAMPS

1/8	19110-S	4	7/32	.062	9/16	100	1000	15
1/4	19111-S	4	7/32	.062	9/16	100	1000	19
3/8	19112-S	4	7/32	.062	5/8	100	1000	25
1/2	19113-S	4	7/32	.062	5/8	100	1000	30
3/4	19114-S	4	7/32	.062	3/4	100	500	22
2	19118-S	4	13/32	.125	1 1/2	-	50	17



SLOTTED HOLE CLAMPS

3/8	18712-S	4	9/32 X 1/2	.093	3/4	100	1000	47
1/2	18713-S	4	9/32 X 1/2	.093	3/4	100	500	27
3/4	18714-S	4	9/32 X 1/2	.093	3/4	100	500	33
1	18715-S	4	9/32 X 1/2	.125	1	50	250	37



BLANK CLAMPS - STANDARD SERIES (TAIL LENGTH 1 1/8")

1/2	15013-S	4	NONE	.062	3/4	100	500	21
3/4	15014-S	4	NONE	.062	3/4	100	500	24

BLANK CLAMPS - HEAVY SERIES (TAIL LENGTH 1 1/8")

1/2	15713-S	4	NONE	.093	3/4	100	500	33
3/4	15714-S	4	NONE	.093	3/4	100	500	37



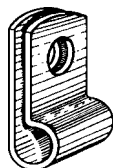
VICTOR STEEL SAFETY CLAMPS

FOR CABLE OR TUBING

TUBING DIA. (O.D.)	VICTOR PART NUMBER	PRICE LIST PAGE	MOUNTING HOLE SIZE	MATERIAL THICKNESS	MATERIAL WIDTH	PIECES PER BOX	PIECES PER CARTON	LBS PER CARTON
--------------------	--------------------	-----------------	--------------------	--------------------	----------------	----------------	-------------------	----------------

STANDARD SERIES

1/4	16101-S	4	9/32	.032	5/8	100	1000	15
5/16	16102-S	4	9/32	.032	5/8	100	1000	16
3/8	16103-S	4	9/32	.032	5/8	100	1000	17
1/2	16105-S	4	9/32	.032	5/8	100	1000	21
5/8	16108-S	4	9/32	.032	3/4	100	500	14
3/4	16112-S	4	9/32	.032	3/4	100	500	16



HEAVY SERIES

1/4	17101-S	4	9/32	.062	5/8	100	1000	22
5/16	17102-S	4	9/32	.062	5/8	100	1000	26
3/8	17103-S	4	9/32	.062	5/8	100	1000	28
1/2	17105-S	4	9/32	.062	5/8	100	1000	33
5/8	17108-S	4	9/32	.062	3/4	100	500	23
3/4	17112-S	4	9/32	.062	3/4	100	500	26

VICTOR "SNAP ON" ALUMINUM CLAMPS

FOR HEAVY WALL CONDUIT (RIGID)

CONDUIT SIZE (RIGID)	VICTOR PART NUMBER	PRICE LIST PAGE	MOUNTING HOLE SIZE	MATERIAL THICKNESS	MATERIAL WIDTH	PIECES PER BOX	PIECES PER CARTON	LBS PER CARTON
----------------------	--------------------	-----------------	--------------------	--------------------	----------------	----------------	-------------------	----------------

STANDARD SERIES

1/2	14413-A	3	9/32	.062	5/8	100	1000	10
3/4	14414-A	3	9/32	.062	3/4	100	500	8
1	14415-A	3	9/32	.093	3/4	50	500	14
1 1/4	14416-A	3	9/32	.093	3/4	50	250	9



HEAVY SERIES

1/2	14713-A	4	9/32	.093	3/4	100	500	11
3/4	14714-A	4	9/32	.093	3/4	100	500	13
1	14715-A	4	13/32	.125	1	50	250	15
1 1/4	14716-A	4	13/32	.125	1	25	125	10
1 1/2	14717-A	4	13/32	.125	1	25	125	11
2	14718-A	4	13/32	.125	1 1/2	-	50	8



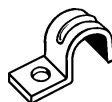
VICTOR "SNAP ON" ALUMINUM CLAMPS

FOR THIN WALL CONDUIT (E.M.T.)

CONDUIT SIZE (E.M.T.)	VICTOR PART NUMBER	PRICE LIST PAGE	MOUNTING HOLE SIZE	MATERIAL THICKNESS	MATERIAL WIDTH	PIECES PER BOX	PIECES PER CARTON	LBS PER CARTON
-----------------------	--------------------	-----------------	--------------------	--------------------	----------------	----------------	-------------------	----------------

STANDARD SERIES

1/2	14443-A	4	9/32	.062	5/8	100	1000	8
3/4	14444-A	4	9/32	.062	5/8	100	1000	12
1	14445-A	4	9/32	.062	3/4	100	500	8



HEAVY SERIES

1/2	14743-A	4	9/32	.093	3/4	100	1000	15
3/4	14744-A	4	9/32	.093	3/4	100	500	10
1	14745-A	4	9/32	.093	3/4	50	500	12